

**Mike Burke**  
*Director*  
*Seaport Cargo & Cruise Services*



**Port of Seattle**

**Faster Freight Cleaner Air**

May 16, 2007



## **Global Gateway**



## Transpacific Transit Times



## Top Waterborne Trading Partners 2004

China	\$ 9.8 billion
Japan	\$ 9.0 billion
S. Korea	\$ 2.1 billion
Taiwan	\$ 1.5 billion
Hong Kong	\$ 1.0 billion


## Port Economic Benefits

- 194,462 jobs
- \$6.8 billion in business revenues
- \$1.5 billion in local purchases
- \$626.3 million in state and local taxes


## The Seaport




## Investment in Terminals




Terminal 5 – 182 acres, 3 berths



Terminal 18 – 196 acres, 4 berths

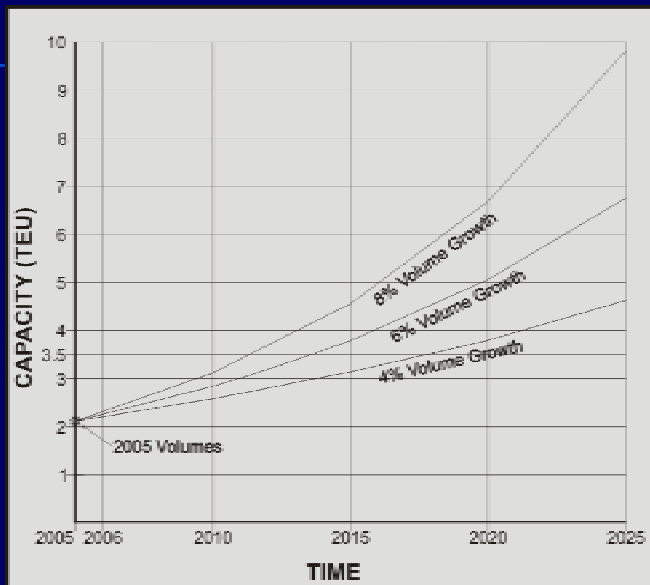


Terminal 46 – 88 acres, 2 berths

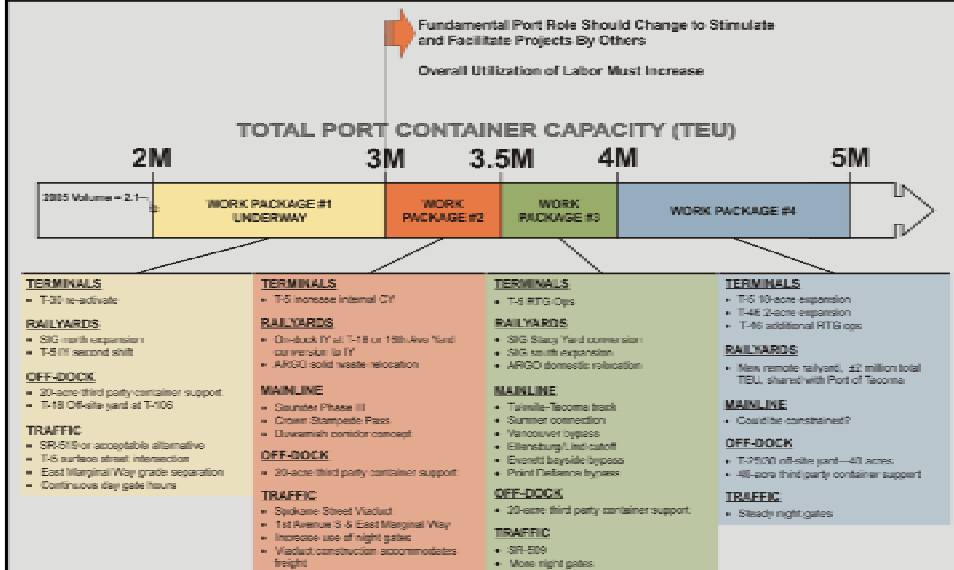


Terminal 25 – 35 acres, 1 berth

## Port of Seattle Growth Scenarios



# Multi-Party "Work Packages" for Growth



## Warehousing & Distribution



- Growing demand from shippers
- Land available near load centers
- Quality service providers
- Foreign Trade Zone (FTZ #5)



## Main Line Rail Network



## Regional Transportation Pressures

- Increasing freight traffic
- High levels of overall traffic congestion
- Lack of Federal, State and Local funding
- Rail and freight conflicts
- Increasing regulation and project costs







Port of Seattle

Creating economic  
vitality HERE



[www.portseattle.org](http://www.portseattle.org)

Back pocket slides

# FAST Corridor

**FAST is a \$850 M investment to:**

- Move nation's freight through major NW trade corridor
- Fix freight & general traffic bottlenecks
- Increase competitiveness of Puget Sound ports
- Improve safety at rail/roadway crossings
- Create and maintain jobs



**East Marginal Way Grade Separation**

# South Spokane Street Viaduct



## Current Tunnel Design Proposal



## SR-519 Phase 2: Option B



# Container Expansion Study



???



???



???

- Container terminals
- Rail yards
- Main line rail
- Off-dock support yards
- Roadways

# Evaluation of System Components



- Container terminals
- Harbor area railyards
- Mainline rail

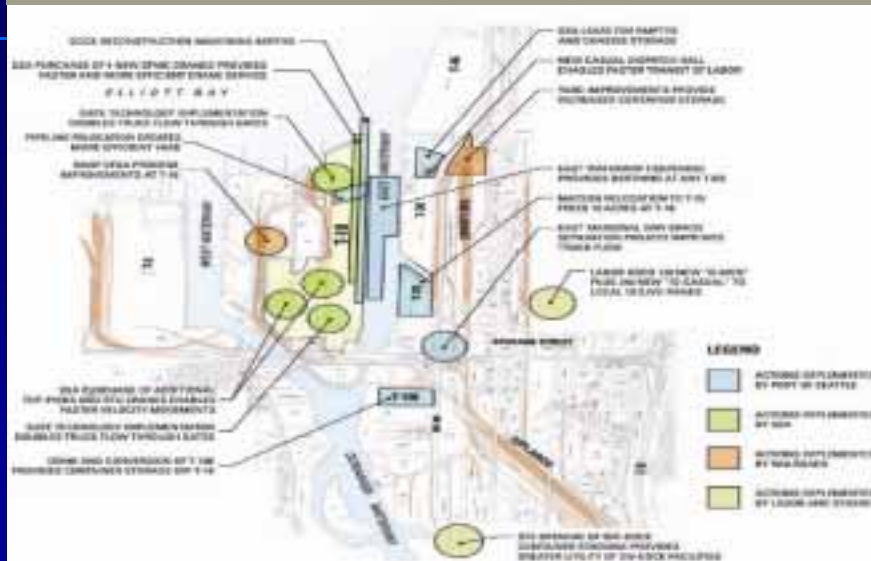
# TERMINAL 18 CAPACITY INCREASE PROGRAM

T-18 Capacity Increase Program adds capacity for 800,000 annual lifts

2004 actual capacity was 40,000 lifts/month

July 2005 increased to 52,000 lifts/month

July 2006 increased to 67,000 lifts/month

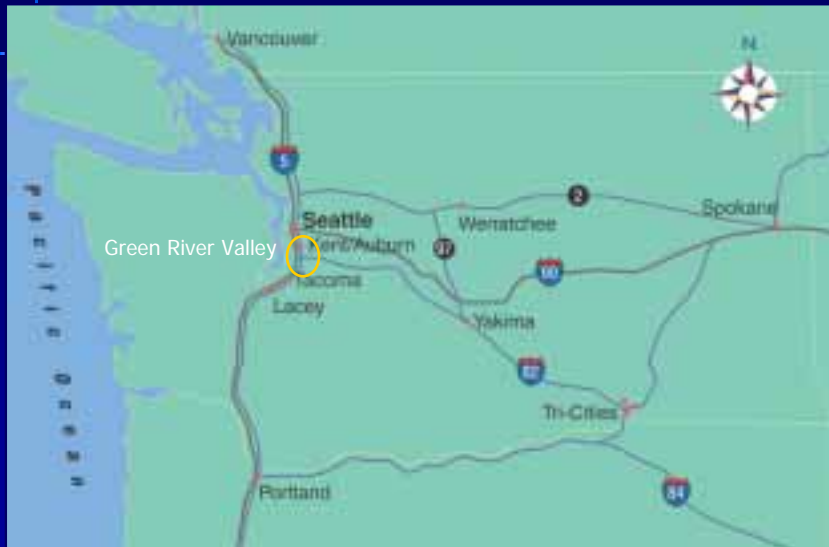


# TERMINAL 18 CAPACITY INCREASE PROGRAM

## Project Timeline and Progress Report



## Regional Map



## Port Rail Network

