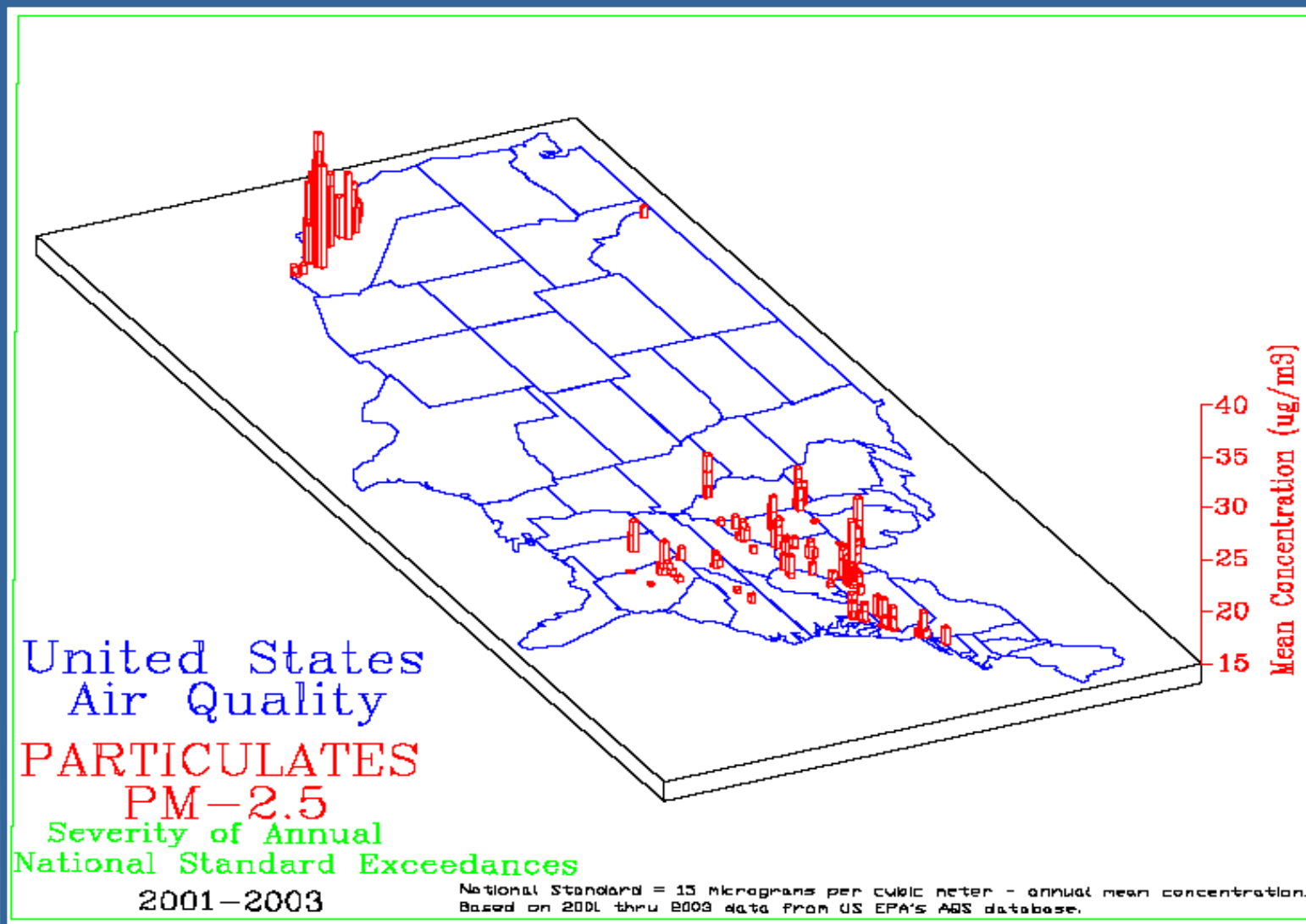


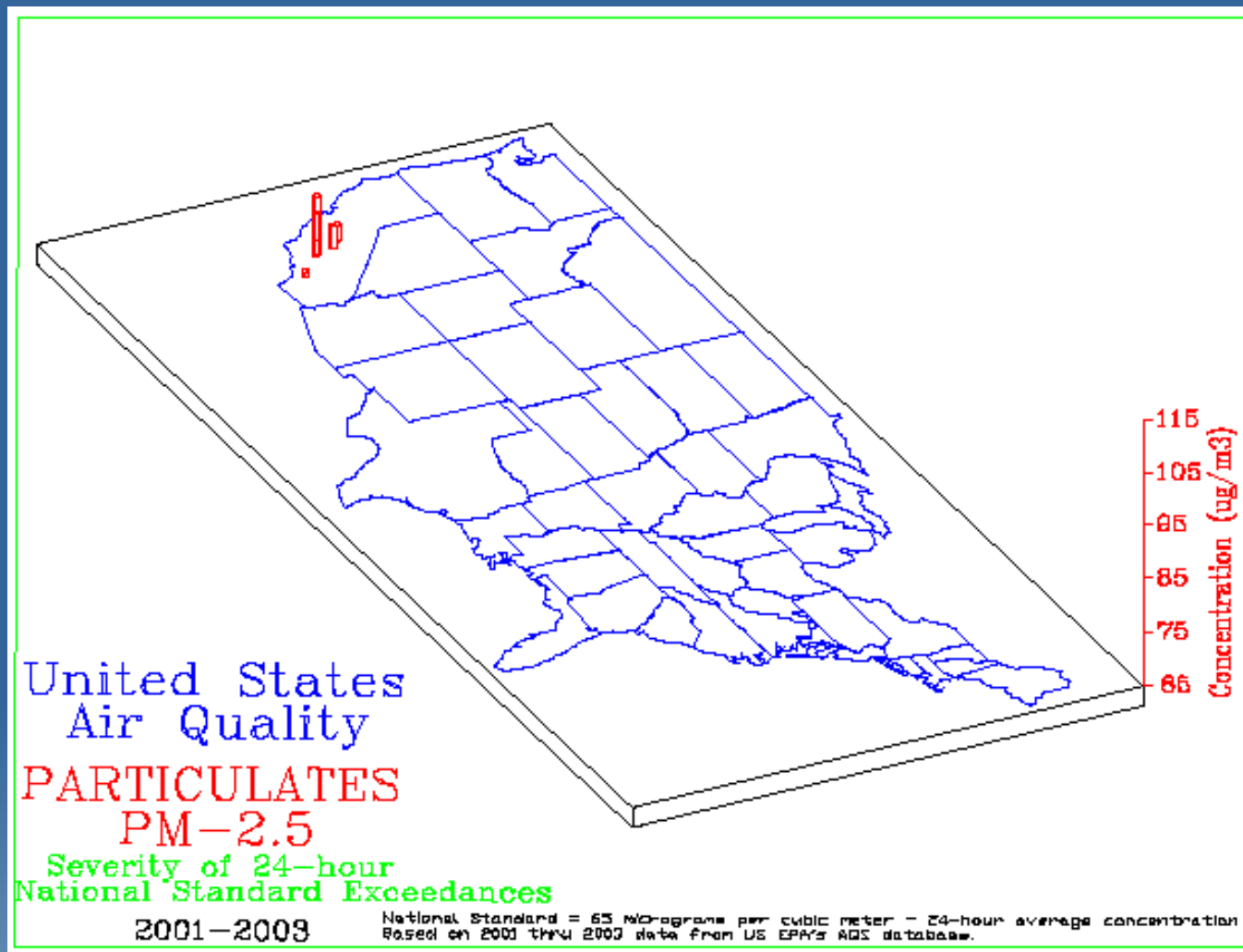


# The West Coast has the most severe annual PM 2.5 exceedances in the country, and...



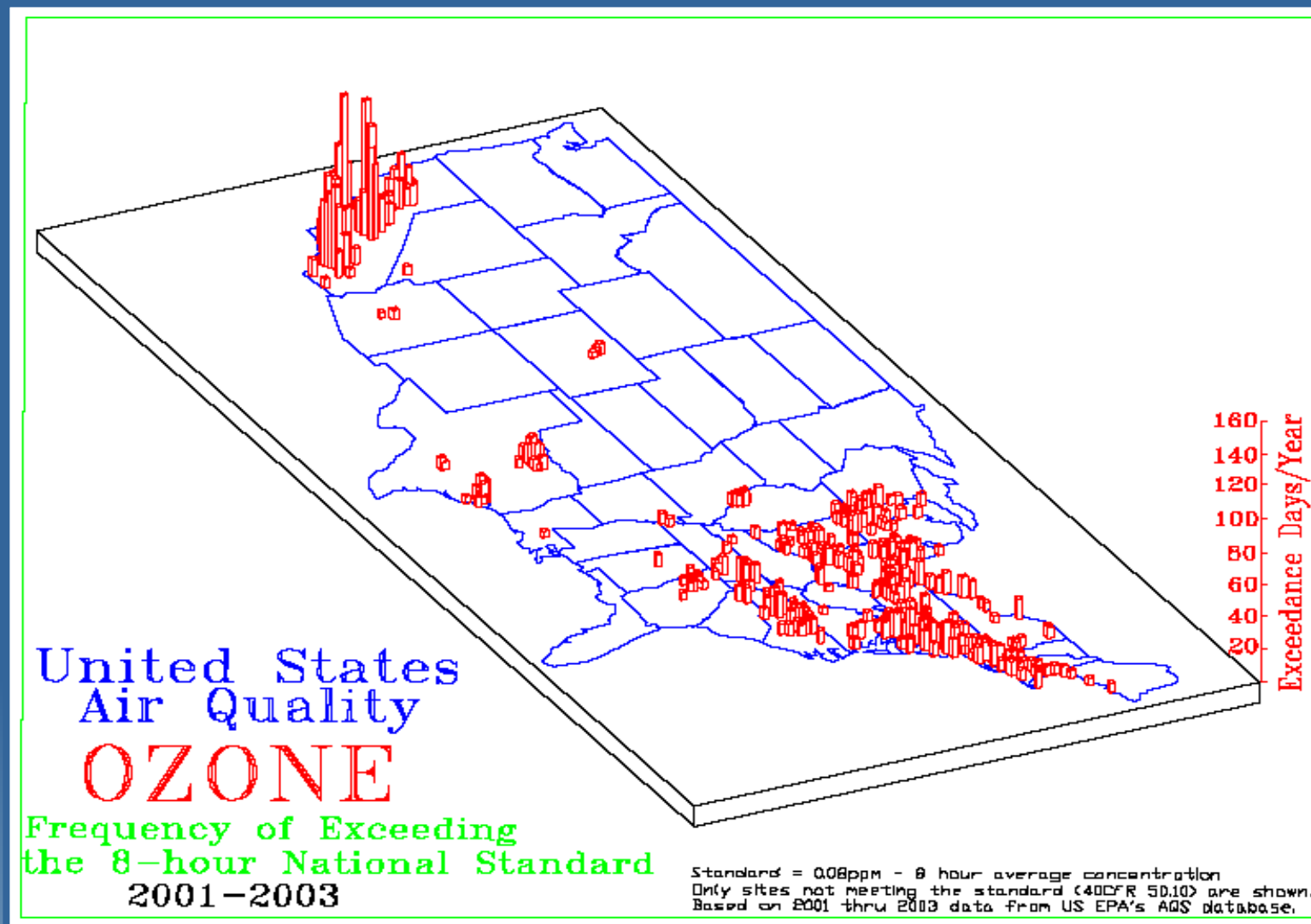


## ...the only 24-hour PM 2.5 exceedances





# Diesel exhaust includes NO<sub>x</sub>, which is the driver of ozone formation.

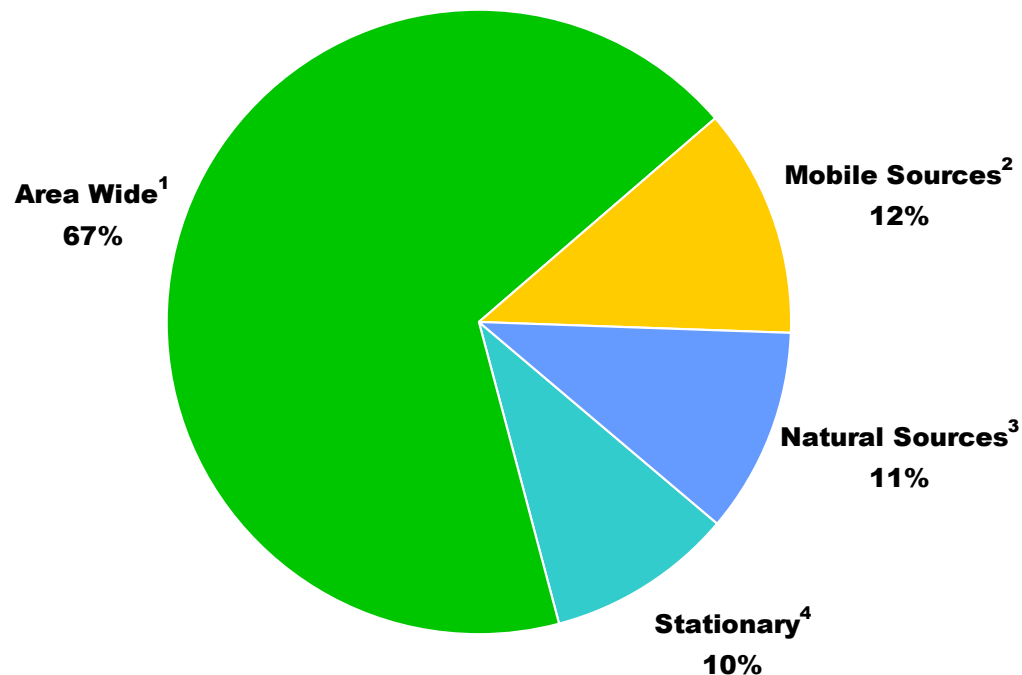




# California PM 2.5 Emissions

## California PM 2.5 Emissions

860 Total Tons Per Day



Notes:

- 1) Includes all sources of dust and several burning processes
- 2) Includes vehicles, trucks, marine vessels, trains, aircraft, and other off-road equipment
- 3) Represents non-anthropogenic sources, primarily wildfires
- 4) Includes fuel combustion activities, waste disposal, cleaning and surface coatings, petroleum production, and industrial processes

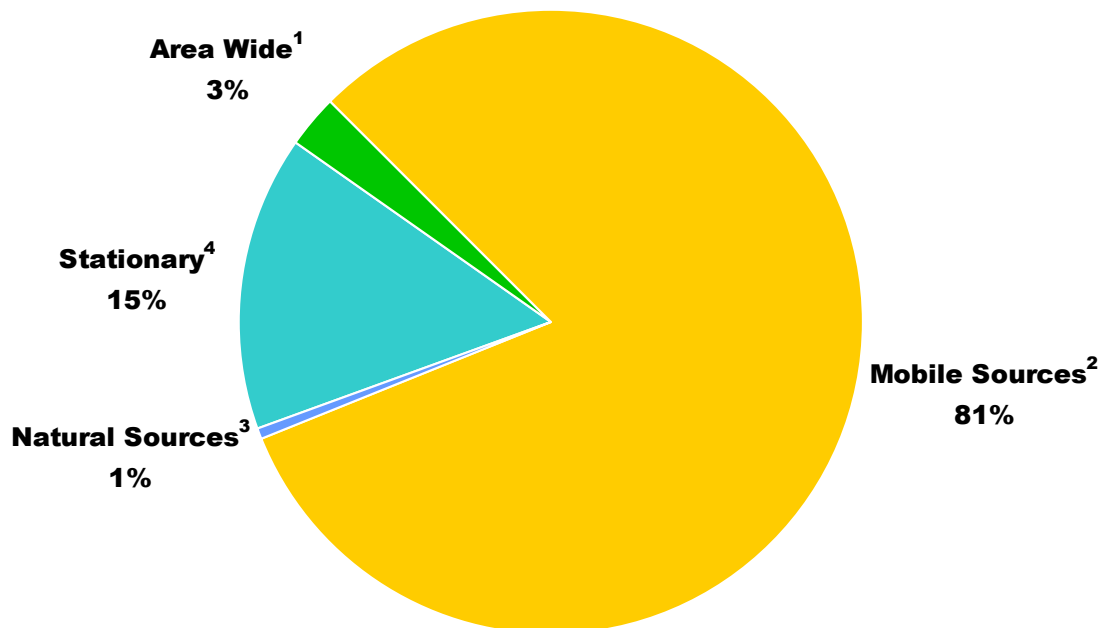
Source: California Air Resources Board 2003 Almanac Emission Projected Data – [www.arb.ca.gov/app/emisinv](http://www.arb.ca.gov/app/emisinv)



# California NOx emissions

## California NOx Emissions

3333 Total Tons Per Day



Notes:

- 1) Includes all sources of dust and several burning processes
- 2) Includes vehicles, trucks, marine vessels, trains, aircraft, and other off-road equipment
- 3) Represents non-anthropogenic sources, primarily wildfires
- 4) Includes fuel combustion activities, waste disposal, cleaning and surface coatings, petroleum production, and industrial processes

Source: California Air Resources Board 2003 Almanac Emission Projected Data – [www.arb.ca.gov/app/emsinv](http://www.arb.ca.gov/app/emsinv)



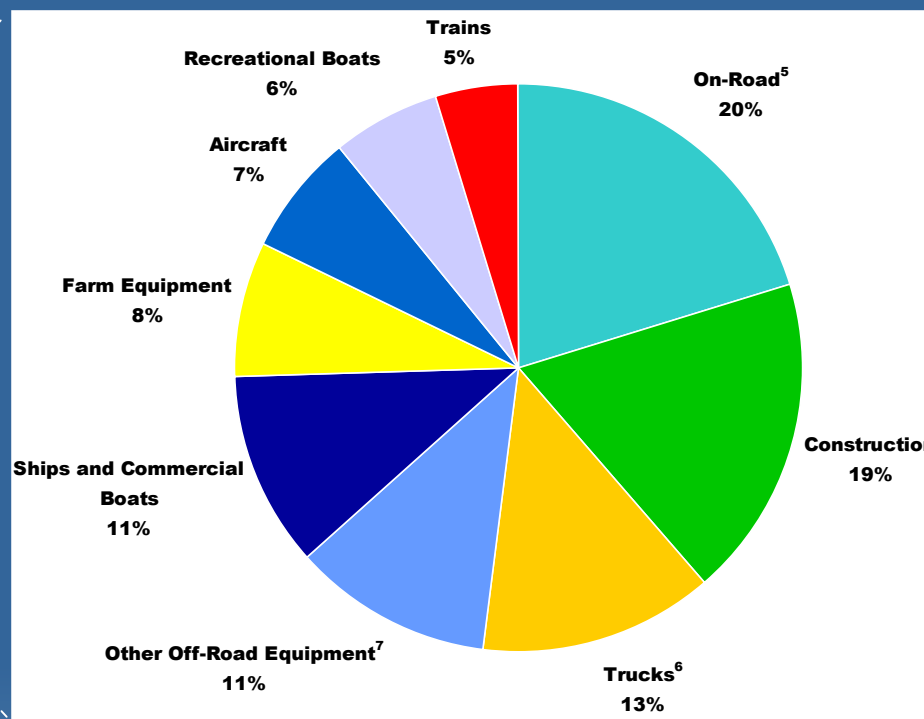
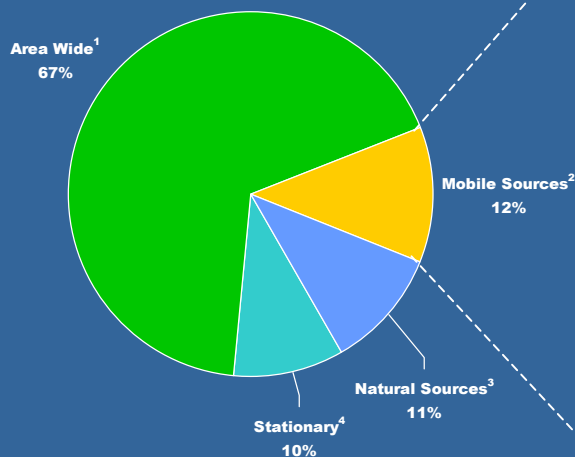
# California PM 2.5 Emissions

## Mobile Source PM 2.5 Emissions

102 Total Tons Per Day

## California PM 2.5 Emissions

860 Total Tons Per Day



Notes:

- 1) Includes all sources of dust and several burning processes
- 2) Includes vehicles, trucks, marine vessels, trains, aircraft, and other off-road equipment
- 3) Represents non-anthropogenic sources, primarily wildfires
- 4) Includes fuel combustion activities, waste disposal, cleaning and surface coatings, petroleum production, and industrial processes
- 5) Includes light and medium duty passenger and commercial cars and trucks, and buses
- 6) Includes Medium Heavy and Heavy Heavy Diesel trucks
- 7) Includes a variety industrial, commercial and private equipment

Source: California Air Resources Board 2003 Almanac Emission Projected Data – [www.arb.ca.gov/app/emsvin](http://www.arb.ca.gov/app/emsvin)



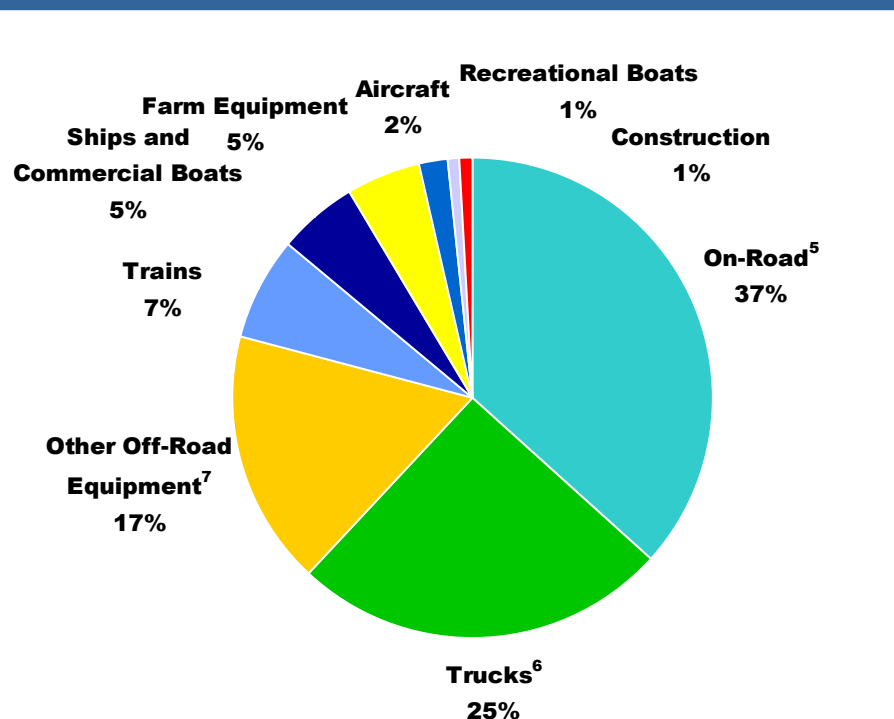
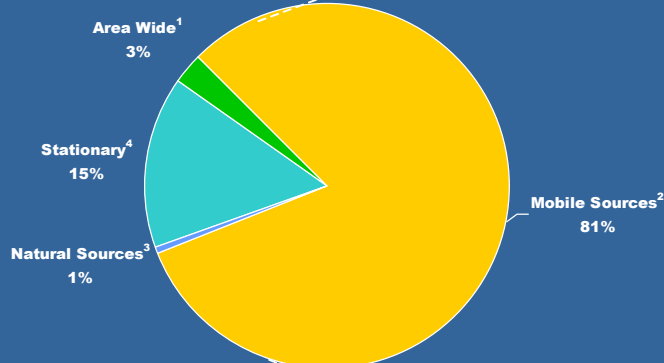
# California NOx Emissions

## Mobile Source NOx Emissions

2708 Total Tons Per Day

## California NOx Emissions

3333 Total Tons Per Day



Notes:

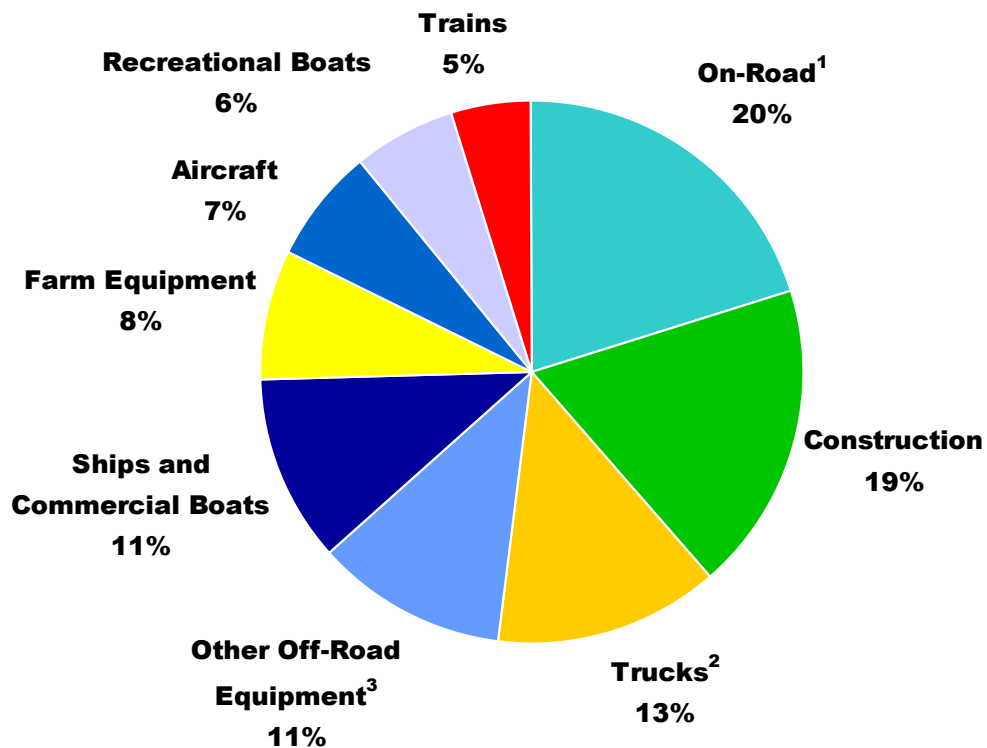
- 1) Includes all sources of dust and several burning processes
- 2) Includes vehicles, trucks, marine vessels, trains, aircraft, and other off-road equipment
- 3) Represents non-anthropogenic sources, primarily wildfires
- 4) Includes fuel combustion activities, waste disposal, cleaning and surface coatings, petroleum production, and industrial processes
- 5) Includes light and medium duty passenger and commercial cars and trucks, and buses
- 6) Includes Medium Heavy and Heavy Heavy Diesel trucks
- 7) Includes a variety industrial, commercial and private equipment



# California PM 2.5 mobile source emissions

## California PM 2.5 Mobile Source Emissions

102 Total Tons Per Day



Notes:

- 1) Includes light and medium duty passenger and commercial cars and trucks, and buses
- 2) Includes Medium Heavy and Heavy Heavy Diesel trucks
- 3) Includes a variety industrial, commercial and private equipment

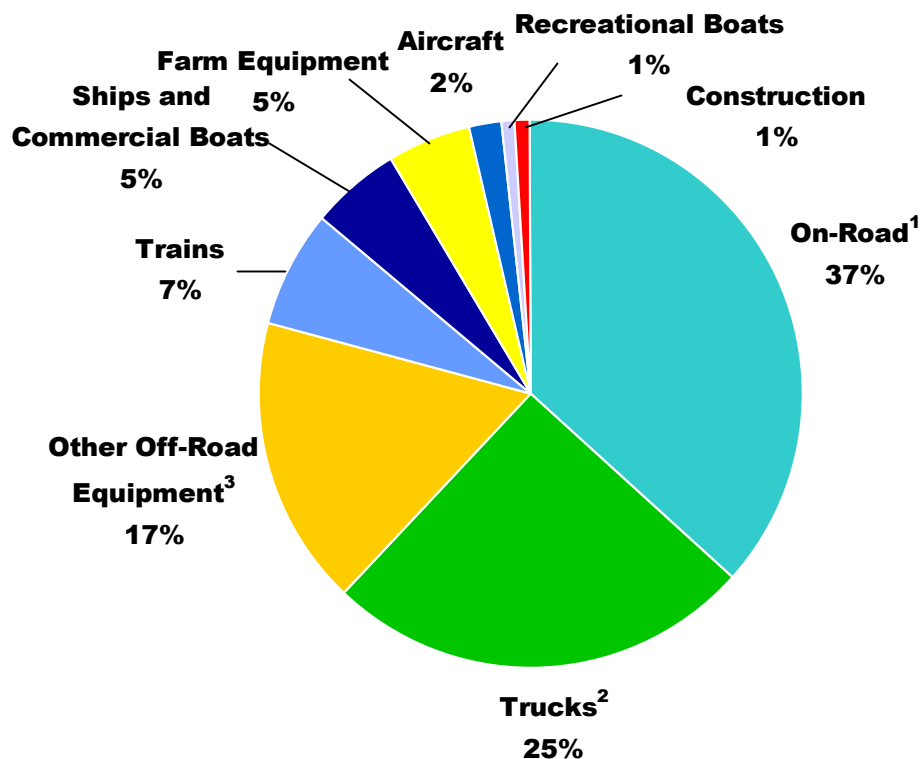
Source: California Air Resources Board 2003 Almanac Emission Projected Data – [www.arb.ca.gov/app/emsinv](http://www.arb.ca.gov/app/emsinv)



# California NOx mobile source emissions

## California NOx Mobile Source Emissions

2708 Total Tons Per Day



Notes:

- 1) Includes light and medium duty passenger and commercial cars and trucks, and buses
- 2) Includes Medium Heavy and Heavy Heavy Diesel trucks
- 3) Includes a variety industrial, commercial and private equipment

Source: California Air Resources Board 2003 Almanac Emission Projected Data – [www.arb.ca.gov/app/emsinv](http://www.arb.ca.gov/app/emsinv)